

**Site Usage**

**458 Visits**

Previous: 360 (27.22%)

**42.36% Bounce Rate**

Previous: 55.56% (-23.76%)

**1,024 Pageviews**

Previous: 737 (38.94%)

**00:03:00 Avg. Time on Site**

Previous: 00:01:10 (157.88%)

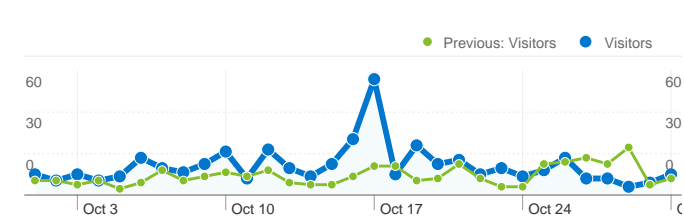
**2.24 Pages/Visit**

Previous: 2.05 (9.21%)

**61.79% % New Visits**

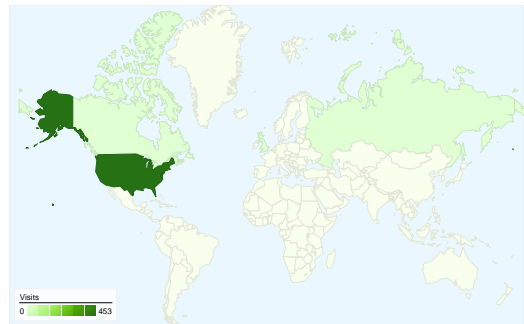
Previous: 53.06% (16.46%)

**Visitors Overview**

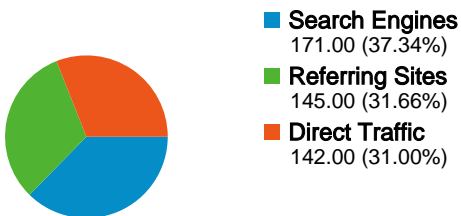


**Visitors**  
**354**

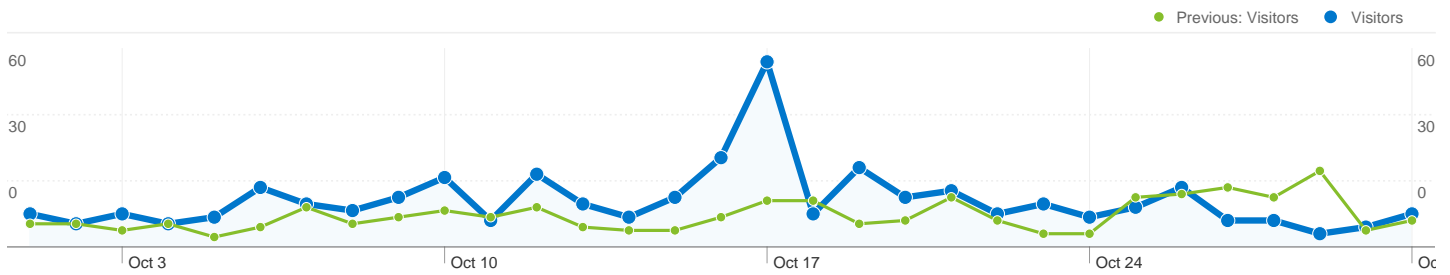
**Map Overlay**



**Traffic Sources Overview**



Content Overview		
Pages	Pageviews	% Pageviews
/		
Oct 1, 2011 - Oct 31, 2011	375	36.62%
Oct 1, 2010 - Oct 31, 2010	272	36.91%
% Change	37.87%	-0.77%
/?cat=9		
Oct 1, 2011 - Oct 31, 2011	38	3.71%
Oct 1, 2010 - Oct 31, 2010	40	5.43%
% Change	-5.00%	-31.63%
/?page_id=70		
Oct 1, 2011 - Oct 31, 2011	31	3.03%
Oct 1, 2010 - Oct 31, 2010	8	1.09%
% Change	287.50%	178.89%
/?page_id=69		
Oct 1, 2011 - Oct 31, 2011	27	2.64%
Oct 1, 2010 - Oct 31, 2010	36	4.88%
% Change	-25.00%	-46.02%
/?cat=7		
Oct 1, 2011 - Oct 31, 2011	27	2.64%
Oct 1, 2010 - Oct 31, 2010	15	2.04%
% Change	80.00%	29.55%



## 354 people visited this site

 **458 Visits**

Previous: 360 (27.22%)

 **354 Absolute Unique Visitors**


Previous: 234 (51.28%)

 **1,024 Pageviews**

Previous: 737 (38.94%)

 **2.24 Average Pageviews**

Previous: 2.05 (9.21%)

 **00:03:00 Time on Site**

Previous: 00:01:10 (157.88%)

 **42.36% Bounce Rate**

Previous: 55.56% (-23.76%)

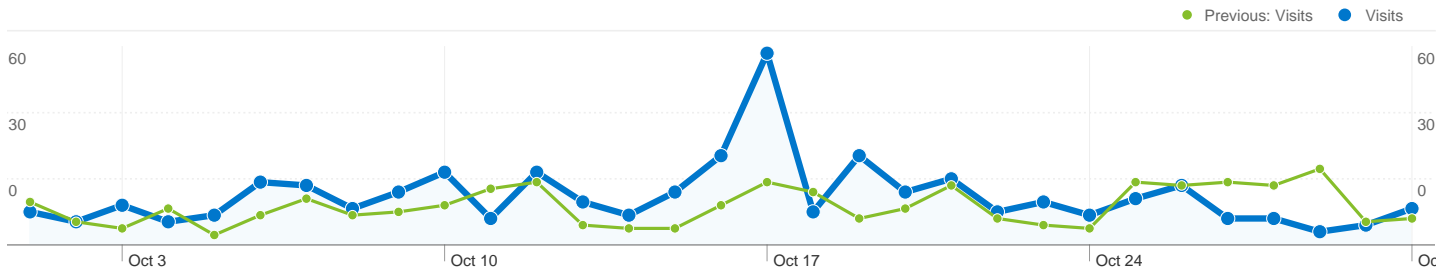
 **61.79% New Visits**

Previous: 53.06% (16.46%)

## Technical Profile

Browser	Visits	% visits
<b>Internet Explorer</b>		
Oct 1, 2011 - Oct 31, 2011	168	36.68%
Oct 1, 2010 - Oct 31, 2010	131	36.39%
% Change	28.24%	0.80%
<b>Safari</b>		
Oct 1, 2011 - Oct 31, 2011	136	29.69%
Oct 1, 2010 - Oct 31, 2010	147	40.83%
% Change	-7.48%	-27.28%

Firefox		
Oct 1, 2011 - Oct 31, 2011	100	21.83%
Oct 1, 2010 - Oct 31, 2010	60	16.67%
% Change	66.67%	31.00%
Chrome		
Oct 1, 2011 - Oct 31, 2011	30	6.55%
Oct 1, 2010 - Oct 31, 2010	14	3.89%
% Change	114.29%	68.43%
Mozilla Compatible Agent		
Oct 1, 2011 - Oct 31, 2011	9	1.97%
Oct 1, 2010 - Oct 31, 2010	0	0.00%
% Change	100.00%	100.00%



## All traffic sources sent a total of 458 visits



**31.00% Direct Traffic**

Previous: 38.89% (-20.27%)



**31.66% Referring Sites**

Previous: 30.56% (3.61%)



**37.34% Search Engines**

Previous: 30.56% (22.19%)



- **Search Engines**  
171.00 (37.34%)
- **Referring Sites**  
145.00 (31.66%)
- **Direct Traffic**  
142.00 (31.00%)

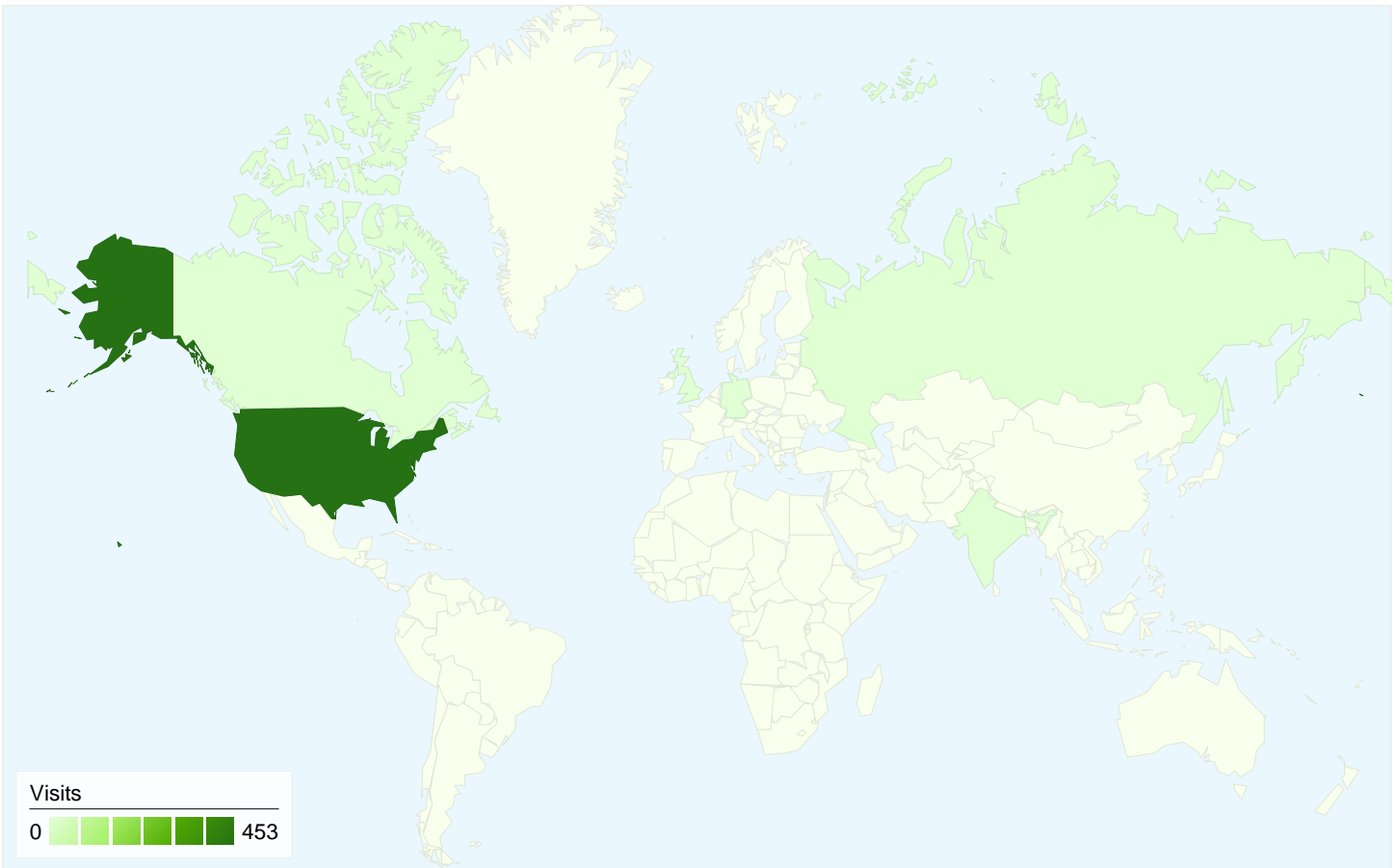
## Top Traffic Sources

Sources	Visits	% visits
google (organic)		
Oct 1, 2011 - Oct 31, 2011	146	31.88%
Oct 1, 2010 - Oct 31, 2010	86	23.89%
% Change	69.77%	33.44%
(direct) ((none))		
Oct 1, 2011 - Oct 31, 2011	142	31.00%
Oct 1, 2010 - Oct 31, 2010	140	38.89%
% Change	1.43%	-20.27%
oahelps.org (referral)		
Oct 1, 2011 - Oct 31, 2011	52	11.35%
Oct 1, 2010 - Oct 31, 2010	40	11.11%
% Change	30.00%	2.18%
oawestchester-ny.org (referral)		
Oct 1, 2011 - Oct 31, 2011	41	8.95%
Oct 1, 2010 - Oct 31, 2010	44	12.22%
% Change	-6.82%	-26.76%
bing (organic)		

Keywords	Visits	% visits
oahelps.org		
Oct 1, 2011 - Oct 31, 2011	25	14.62%
Oct 1, 2010 - Oct 31, 2010	6	5.45%
% Change	316.67%	168.03%
oa westchester		
Oct 1, 2011 - Oct 31, 2011	21	12.28%
Oct 1, 2010 - Oct 31, 2010	16	14.55%
% Change	31.25%	-15.57%
overeaters anonymous westchester ny		
Oct 1, 2011 - Oct 31, 2011	8	4.68%
Oct 1, 2010 - Oct 31, 2010	0	0.00%
% Change	100.00%	100.00%
oa meetings westchester ny		
Oct 1, 2011 - Oct 31, 2011	6	3.51%
Oct 1, 2010 - Oct 31, 2010	0	0.00%
% Change	100.00%	100.00%
westchester united		

Oct 1, 2011 - Oct 31, 2011	13	2.84%
Oct 1, 2010 - Oct 31, 2010	11	3.06%
% Change	18.18%	-7.11%

Oct 1, 2011 - Oct 31, 2011	6	3.51%
Oct 1, 2010 - Oct 31, 2010	0	0.00%
% Change	100.00%	100.00%

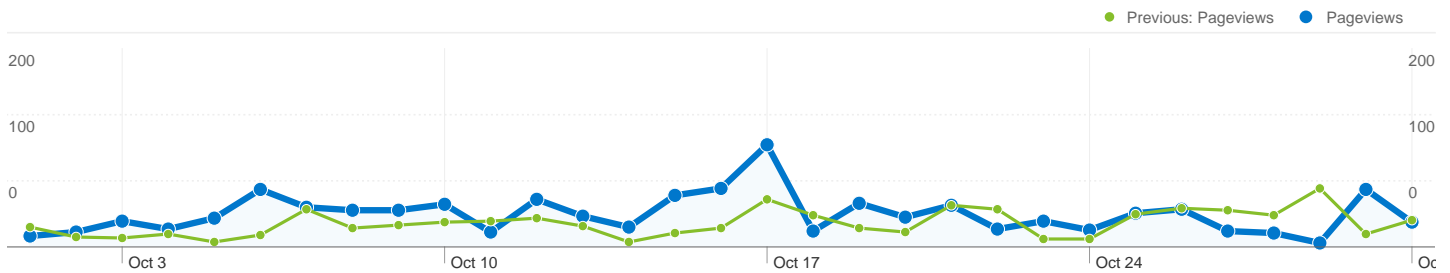


**458 visits came from 7 countries/territories**

Site Usage

<b>Visits</b> <b>458</b> Previous: 360 (27.22%)	<b>Pages/Visit</b> <b>2.24</b> Previous: 2.05 (9.21%)	<b>Avg. Time on Site</b> <b>00:03:00</b> Previous: 00:01:10 (157.88%)	<b>% New Visits</b> <b>61.35%</b> Previous: 53.06% (15.64%)	<b>Bounce Rate</b> <b>42.36%</b> Previous: 55.56% (-23.76%)	
Country/Territory	Visits	Pages/Visit	Avg. Time on Site	% New Visits	Bounce Rate
United States					
October 1, 2011 - October 31, 2011	<b>453</b>	2.24	00:03:02	61.15%	42.38%
October 1, 2010 - October 31, 2010	<b>349</b>	2.06	00:01:12	52.15%	55.01%
% Change	<b>29.80%</b>	8.65%	154.02%	17.26%	-22.96%
Russia					
October 1, 2011 - October 31, 2011	<b>2</b>	1.00	00:00:00	100.00%	100.00%
October 1, 2010 - October 31, 2010	<b>0</b>	0.00	00:00:00	0.00%	0.00%
% Change	<b>100.00%</b>	100.00%	0.00%	100.00%	100.00%
Canada					
October 1, 2011 - October 31, 2011	<b>2</b>	3.00	00:00:35	100.00%	0.00%

October 1, 2010 - October 31, 2010	7	1.86	00:00:19	71.43%	71.43%
% Change	-71.43%	61.54%	81.58%	40.00%	-100.00%
(not set)					
October 1, 2011 - October 31, 2011	1	2.00	00:00:17	0.00%	0.00%
October 1, 2010 - October 31, 2010	0	0.00	00:00:00	0.00%	0.00%
% Change	100.00%	100.00%	100.00%	0.00%	0.00%
Germany					
October 1, 2011 - October 31, 2011	0	0.00	00:00:00	0.00%	0.00%
October 1, 2010 - October 31, 2010	2	1.50	00:00:09	100.00%	50.00%
% Change	-100.00%	-100.00%	-100.00%	-100.00%	-100.00%
United Kingdom					
October 1, 2011 - October 31, 2011	0	0.00	00:00:00	0.00%	0.00%
October 1, 2010 - October 31, 2010	1	1.00	00:00:00	100.00%	100.00%
% Change	-100.00%	-100.00%	0.00%	-100.00%	-100.00%
India					
October 1, 2011 - October 31, 2011	0	0.00	00:00:00	0.00%	0.00%
October 1, 2010 - October 31, 2010	1	1.00	00:00:00	100.00%	100.00%
% Change	-100.00%	-100.00%	0.00%	-100.00%	-100.00%
					1 - 7 of 7



## Pages on this site were viewed a total of 1,024 times

 **1,024 Pageviews**

Previous: 737 (38.94%)

 **853 Unique Views**

Previous: 652 (30.83%)

 **42.36% Bounce Rate**

Previous: 55.56% (-23.76%)

## Top Content

Pages	Pageviews	% Pageviews
/		
Oct 1, 2011 - Oct 31, 2011	375	36.62%
Oct 1, 2010 - Oct 31, 2010	272	36.91%
% Change	37.87%	-0.77%
/?cat=9		
Oct 1, 2011 - Oct 31, 2011	38	3.71%
Oct 1, 2010 - Oct 31, 2010	40	5.43%
% Change	-5.00%	-31.63%
/?page_id=70		
Oct 1, 2011 - Oct 31, 2011	31	3.03%
Oct 1, 2010 - Oct 31, 2010	8	1.09%
% Change	287.50%	178.89%
/?page_id=69		
Oct 1, 2011 - Oct 31, 2011	27	2.64%
Oct 1, 2010 - Oct 31, 2010	36	4.88%
% Change	-25.00%	-46.02%
/?cat=7		

Oct 1, 2011 - Oct 31, 2011	27	2.64%
Oct 1, 2010 - Oct 31, 2010	15	2.04%
% Change	80.00%	29.55%